

N.B. This is a draft Working Paper, which is subject to future revision. Please address comments to Dr Freddie Ssenooba [sengooba@musph.ac.ug](mailto:sengooba@musph.ac.ug) or Suzanne Fustukian [SFustukian@qmu.ac.uk](mailto:SFustukian@qmu.ac.uk).

## **Application of Social Network Analysis in the Assessment of Organizational Infrastructure for Service Delivery: A Case Study from post-conflict Northern Uganda**

Ssenooba, F., Kawooya, V., Namakula, J., and Fustukian, S

### **Abstract**

In post-conflict settings, service coverage indices are unlikely to be sustained if health systems are built on weak and unstable inter-organization infrastructures. The objective of this study was to identify and examine the organization-level infrastructure that supports the provision of selected health services in post-conflict northern Uganda.

Applied social network analysis was used to establish the structure, size and function among organizations supporting the provision of 1) HIV treatment, 2) maternal delivery services and 3) workforce strengthening. Overall, 87 organizations were identified from 48 respondent organizations in the three post-conflict districts in northern Uganda. A two-stage snowball approach was used starting with service provider organizations in each district. Data included a list of organizations and key attributes related to the provision of each service for the year 2012 - 2013.

The findings show that inter-organization networks are mostly focused on HIV treatment and least for workforce strengthening. The networks for HIV treatment and maternal services were about 3 to 4 times more dense relative to the network for workforce strengthening. The network for HIV treatment accounted for 69 to 81 percent of the aggregated network in Gulu and Kitgum districts. In contrast, the network for workforce strengthening contributed the least (6% and 10%) in these two districts. Likewise, the networks supporting a young district (Amuru) was under invested with few organizations and sparse connections. Overall, fund-holder organizations exhibited a broad range of functional roles that support HIV treatment. Basic information about the organization setup and relationships (networks) - can contribute to knowledge for building organizational networks that are dispersed more equitably as well as leveraging them in terms

of communication, resource flow and boosting the delivery of health services.

## **Introduction:**

As social and political conflicts continue to emerge or remain unresolved, the health status of populations caught up in these situations remains a major public health challenge. Estimates show that about one sixth of the world population is resident in conflict-affected situations (Haar JR and Rubenstein L 2012). There is also a growing interest from the scientific community and policy makers to generate new knowledge about how best to safeguard and reconstruct the systems that provide health and other social goods and services to these communities (DFID 2008). In this quest for evidence, many research communities have focused rightly on the needs, rights and obligations to preserve dignity and welfare needs of vulnerable communities. Yet, much of the published literature has focused on the short-term health and social needs of the communities, often emphasizing the humanitarian response to crises (Blanchet, Sistenich et al. 2013). There is still relatively little research about how to re-construct systems for the sustainable provision of health services in post-conflict situations (Roberts B, Damundu EY et al. 2009, Petit D, Sondorp E et al. 2013).

Restoring health services is an essential component of any recovery program that follows prolonged periods of conflict (Jones SG, Hilborne LM et al. 2006, Kruk ME, Freedman et al. 2010). The period following conflict manifests the interim nature of political, social and health systems in these settings, also reflecting the transitional shift between emergency and development (Waldman R 2006, Health Systems 20/20 2008, Vergeer P, Canavan A et al. 2009, Hansen PM, Peters DH et al. 2008). Increasingly referred to as 'fragile states', post-conflict health systems are characterized by high poverty levels, negligible public service provision and weak structures for governance. These settings present unique challenges especially for those concerned with health system strengthening and long-term assurance of other programs that form the social safety net for these communities. The main challenges include 1) the levels of capacity and trust enjoyed by the state, 2) multiplicity of health-related actors, 3) short-term focus of funding organizations, 4) drifting objectives and commitment of humanitarian organizations, and 5) dynamic shifts in resources and capacity of the social safety nets that support the communities in these situations (Petit D, Sondorp E et al. 2013, Kruk ME, Freedman et al. 2010).

## **Background**

The Acholi region in Northern Uganda experienced 20 years of armed conflict (1986-2006) between the Government of Uganda (GoU) and insurgents associated with the Lord's Resistance Army (LRA), which left a legacy of destroyed infrastructure, insufficient workforce and limited state financing for meeting

social sector needs (Uganda 2007). During the conflict, the displaced population was concentrated in internally displaced people's (IDPs) camps where basic health services were provided by a mix of government and humanitarian organizations. The workforce was made up of many expatriates and the financing provided by external donors. Some estimates show that, towards the end of the conflict, between 2004-2006, there were over 300 health-related organizations in the region, largely concentrated in the Gulu district (IOM 2006). Despite the absence of a formal peace agreement between the GoU and the LRA, since 2006 there has been a cessation of hostilities that has allowed programs for reconstruction to take root.

Where the state has been a major party to the conflict, as in Northern Uganda, the commitment, capacity and trust it garner to offer programs may be limited early in the post-conflict period. This is often exacerbated by early recovery conditions<sup>(1,10)</sup>, characterized by transitioning from well-financed humanitarian objectives and expatriate workforce to new circumstances and require different programming approaches for re-establishing state capacity and sustainable programs. To build sustainability and resilience in health system reconstruction, the OECD (2012) proposed principles that include, among others, the rebuilding of state institutions and their legitimacy, local ownership of development programs, prioritization and appropriate sequencing, and coherence in both aid instruments and policy (8). Kruk et al (2010) identified structural dilemmas during the transition from short-term humanitarian objectives to sustainable and resilient health systems (6). These include reduced financing of social services after the active phase of conflicts and the exodus of humanitarian organizations early in the post-conflict period. In northern Uganda, as the conflict waned in 2006, many providers of humanitarian services were phased out, a situation that created a depletion of service availability and capacity and generated discontinuities in health system functioning (Namakula J, Ssenooba F et al. 2011). Nonetheless, evidence in Uganda and elsewhere shows that a multiplicity of development oriented organizations become mobilized and proceeded to initiate programs to fill the gaps created by the departure of humanitarian agencies (Fujita NA, Zwi AB et al. 2011, Petit D, Sondorp E et al. 2013, Fisher J 2014).

These studies also illustrate the opportunities and challenges centered on how to steer the proliferation of organizations and development agendas in post-conflict settings. Although standard protocols for health service delivery have been developed to guide humanitarian providers (Sphere Project 2011), humanitarian agencies have often inadequately supported indigenous capacity during either the emergency or rehabilitation periods thus increasing the risk of little being left behind when they

exit(Harvey 2013)(6), leaving a deficit of capacity and experience. Nor is there adequate guidance on how to steer longer-term health system developments in post-conflict settings (Gordon SA, Baker A et al. 2010). Effective stewardship of health systems requires that the capacity of domestic institutions be strengthened to lead the transition from short-term humanitarian response to longer-term reconstruction and development stages. Among the central elements in building state capacity for steering health systems development is access to information about the means and outcomes of development programs (Harris JK, Luke DA et al. 2008), including, as noted by the OECD (2012:69), “local aid information management systems [which] should be charged with mapping resource flows against priorities” (8).

Although strong evidence exists about short-term outcomes, the evidence about the means - the underlying systems and processes (i.e. the infrastructure) that support and sustain program implementation - is scanty (IOM 2006, Dijkzeul 2005). Strategic steering of health systems development in the post-conflict phase would benefit from greater attention to the means - particularly the process of how organizations create and cultivate networks across public and private sectors to address public health goals (Palmer N, Strong L et al. 2006) and the contribution they make to re-establishing the wider health system during the post conflict period.

Inadequate management of a dynamic and “congested” set of actors, however, is not unique to post-conflict settings (Commision. 1998); Rier and Indyk (2006), for example, highlight the 'severe fragmentation' of HIV services in New York, which “render crucial the capacity to develop, modify, and maintain rich inter-organizational and inter-system linkages”(Rier and Indyk 2006). While innovations such as establishing inter-organization partnerships and coalitions to deliver coordinated health services across many actors have been evaluated outside post-conflict settings (Rier and Indyk 2006, Lewis JM, Baeza JI et al. 2008, Blanchet J and James P 2013, Wasche 2015), the main challenge in post-conflict settings is that state institutions operate with weaker stewardship capabilities. State capacity to steer these partnerships remains essential (Commision. 1998, Harris JK, Luke DA et al. 2008, Lewis JM, Baeza JI et al. 2008). Jones et al (2006) recommend that programs aimed at rebuilding the health system should invest in state-led coordination of health actors as a means to achieving stronger ownership by the government or local authorities (27). Affected post-conflict states therefore need to rapidly acquire capacity to coordinate the multitude of organizations engaged in reconstruction programs. This becomes particularly complex with multiple organizations entering and exiting post-conflict settings, affecting the composition, function and performance of the health system. Information about these dynamics and their impacts on the health system developments is rarely available to decision makers. With a few exceptions (Blanchet J and James

P 2013), diagnostic tools to aid decision makers in assessing the organizational infrastructure and function for service delivery are scanty. Given the rapidly changing organizational dynamics in post-conflict health systems, designing and deploying diagnostic tools to fill this information gap is vital for the overall purpose of building capacity for system stewardship for local and national governments.

In this study we investigated the organizational infrastructure supporting the provision of selected priority health services in three post-conflict districts in northern Uganda. A more thorough understanding of the organizational architecture may lead to strengthened collaboration as well as contribute to wider benefits. As emphasized by Wasche (2015: 542), "cooperation in inter-organizational networks (IONs) can generate benefits through sharing resources, knowledge and core competencies of involved actors, which may lead to accomplishment of common goals, increased performance and innovative behavior" (24). Our aim in this paper is to examine, through social network analysis, the type, size and relational networks among state and non-state organizations involved in the provision of services for HIV treatment, maternal delivery and workforce strengthening functions at a district level. This research was led by the following research questions:

- Which organizations support the three selected services - i.e. maternal delivery, HIV treatment and workforce strengthening functions?
- How are the inter-organization relationships structured (centrality and integration) in each district to support the selected services?
- What service roles and objectives are played by the most central organizations in these networks?

This study draws on social capital and social network theories to understand the inter-organizational relationships and dependencies in providing health services at a district level. Lin (2008) defines social capital as "resources embedded in one's social networks, resources that can be accessed or mobilized through ties in the networks" (Pfeffer J and Salancik G R 1978, Lin 2008). Social network theory uses the structure and density of relational connections to explain variation in capacity and performance of member organization and the network as a whole (Provan KG and Milward BH 2001). This study is based on the positive notion of organizational networks - where more connection with other organizations is perceived to generate superior collaborative capital for the provision of health services to the communities (Hjern B and Porter DO 1981).

## Methods

This is a 3-district case study using the social network approach to data collection and analysis. Data collection sought to establish the relational architecture or networks among organizations supporting the

provision of HIV treatment, maternal delivery services and organizations contributing to strengthening the health workforce in post-conflict northern Uganda. The districts of Gulu, Kitgum and Amuru were purposively selected from the Acholi sub-region, the epicenter of the armed and social conflict in northern Uganda (Namakula J, Ssenooba F et al. 2011). Among the three districts, Amuru is a relatively “young” district- having been split off from Gulu district in 2006 (Namakula J, Ssenooba F et al. 2011), while the other districts are older and better established. Data was collected from January to March 2013 - a period that can be characterized as the recovery or reconstruction phase in the post-conflict discourse in Acholi sub-region(Uganda 2007).

Table 1 provides a comparative picture about key indices across the three study districts.

[Insert Table 1 here]

The services selected for this study were 1) Treatment for HIV; 2) Maternal delivery and 3) health workforce strengthening. These services were selected on the basis of their prominence in post-conflict health system reconstruction in Uganda and the expected integration among them that is necessary to ensure optimal system effectiveness. Programs for the treatment of HIV were highly visible, enjoying relatively high donor financing and participation of many state and non-state organizations in Uganda (IOM 2006). Relative to the national average of 7.3, the HIV prevalence in study areas was 10.1 percent (MOH and ICF 2012) - thus providing opportunities to leverage HIV funds for broader systems improvements (Atun, Pothapregada et al. 2011). Concerns for improving maternal delivery services in the study region were high among national stakeholders especially because the population was moving away from a refugee camp model of service provision to a rural settlement model where service delivery systems had collapsed (Uganda 2007). Given the enormous health workforce shortage in post conflict areas, insights about recruitment, re-skilling and retention of the health workforce in the rural settings was considered vital to re-establishing the health system for the transition from camps of internally displaced population to rural resettlement in the Acholi sub-region (Namakula J, Ssenooba F et al. 2011).

### **Sampling of Organizations**

The findings are based on 87 organizations, which were identified from 48 interviews using a 2-step snowball approach (Doreian P 1992, Wasserman S and Faust K 1994). The purpose of the 2-step snowball was to generate a fairly complete set of organizational relationships (network) in each district. A complete set of organization relationships is a requirement for the socio-metric approach to the data analysis (square matrices) used in this study. The step-1 interviews involved the District Health Offices (DHOs) and service

provider organizations (SPOs) such as hospitals and level III and IV health centers. The list of organizations generated from step-1 (first order) interviews was used to identify the respondent organizations for step-2 interviews. Most organizations interviewed in step-2 (second order) were those involved in supporting the DHOs and SPOs. Broadly, step-2 interviews involved fund-holder, civil society, and administrative organizations that were providing finances, community mobilization and coordination activities respectively. If not already interviewed in step 1 and 2, organizations generated from step-2 interviews (third order) were not followed up for interviews but information about the roles they play in supporting the respondent organizations was collected and analyzed. Most of the third-order organizations were located outside of the study area and many were located outside Uganda.

Senior staff member in respondent organizations were interviewed after securing their informed consent and permission from the organization. In a few instances, the required information about the organization was generated by interviewing 2-3 different people. At each stage, respondents were asked to list separately, all organizations that supported 1) HIV treatment, 2) maternal delivery and 3) workforce strengthening functions in the previous financial year (2011-12). For workforce strengthening, actions such as recruitment, salary payment, in-service training, and provision of incentives were used to list organization. A standard set of questions (Likert-scale 1 to 10 lowest to highest) was used to generate information about how vital each relationship was to the performance of the respondent organization. Finally, alongside the socio-metric interviews above, open-ended questions were asked to establish the main objectives at the center of the relationship between the respondent agency (ego) and each listed partner (alter). For respondent organizations that had many partner organizations, the interviews were conducted in two separate appointments each lasting about hour.

### **Data transformations, analysis and visualization**

For this paper, the relational (socio-metric) data was organized in symmetrized and dichotomized square matrices and analyzed using UCINET analytical software for social network analysis (Borgatti SP, Everett MG et al. 2002). Separate matrices for HIV treatment, maternal delivery and for district workforce strengthening were created for each district. Two data transformations were made to facilitate the comparative analysis of the service networks (matrices). First, the data for each service network (matrix) was converted to a square matrix (a matrix with the same number of rows and columns.) that had a full list (87) of organizations found across the three districts. This was aimed at generating comparable matrices for analysis. Secondly, a fourth matrix (network) was created by adding all the three (HIV, Maternal and Workforce) matrices in each study district. This created an aggregated matrix in each district (composed of all the three services) and enabled the comparison of organization structure across the three

study districts. Structural differences in the district-level and service-level networks were explored using correlations matrices in UCINET analytical software (Borgatti SP, Everett MG et al. 2002). The extent the network ties were addressing each of the three selected services was explored by the proportion of ties in each service network compared to the overall (aggregate network for each district (see figure 4). For visualization and applied interpretations, the matrices are displayed as networks made up of nodes and ties that respectively represent each organization and the inter-organizational relationship. The core-periphery algorithm in UCINET analytical software was used to identify organizations that were more highly connected (core) from those that were less connected (periphery) (Borgatti and Everett 1999).

Also analyzed was the qualitative data generated from the open questions regarding the purpose served by the listed organization (alter) with regards to HIV treatment, maternal delivery and strengthening the health workforce in the respondent's organization (ego). Instead of covering all the 87 organizations, the qualitative analysis focused on 38 organizations that were identified as core (high degree of connections) within the district networks. Transcripts about organization with a centrality measure of 3 (and above) were used for the qualitative analysis (Borgatti SP and Everett MG 1999). For the purpose of identifying the main functional areas supported within each relationship (dyad), manual coding and categorizing the data was done separately for each service. Organizations were categorized into four functional types according to the most prevalent functions they served in the network. As shown in table 5, these functional categories are 1) Service providers, 2) Fund holders; 3) Community-based Civil society organizations (CSOs) and 4) Administrative organizations.

## Findings

Table 2 provides the total number of organizations that were participating in the provision of HIV treatment, maternal delivery and contributing to health workforce strengthening services across the three study districts. The table also provides the mean number of organizations relating with the respondent unit (Degree), the density of the interconnections in the network and the total inter-organizational ties that existed for each service in the study districts.

[Insert Table 2 here]

Gulu District had the highest number of organizations participating in maternal delivery and HIV treatment services. In contrast, Amuru District had the least. The network size for HIV treatment and that of maternal



delivery services involved a large set of organizations compared to the network supporting health workforce strengthening services. The density of a network here refers to the total number of ties divided by the total number of possible ties in the network. To enable comparison for network density, a square matrix for each service and workforce consisted of all the 87 organizations found in the three districts. The number of ties and density of the collaborating organizations in Gulu was about four times higher than the ones in Amuru. The ties and densities in Kitgum District lay in between the measures in Gulu and Amuru.

### 1. Network Structure and Membership

The visual graphs of the network (figure 1) illustrate the relational structure of the organizations supporting HIV treatment in the three study districts while figure 2 illustrates the structure for organizations that were support each service in Gulu district. Different colors are used for different organization categories and their position in the network. For instance, the Gulu District graph shows more organizations in the HIV service network compared to other districts. Gulu also has relatively more fund-holders both at the center and at the periphery of the service networks. Figure 2 shows that the service network structure for strengthening workforce activities are more sparse compared to the networks supporting HIV treatment and Maternal services in Gulu District. Similar patterns of network structure were observed from the perspective of the three districts and the three services. [Other network graphs are available from the authors on request].

[Insert Figure 1 here]

[Insert Figure 2 here]

To further explore which organizations are central to the networks for service delivery in each of the three districts, we present below the results of a coreperiphery analysis (Borgatti SP and Everett MG 1999). In theory, the organizations with high index (core) are those that are potentially most efficient in terms of mobilizing the district network for the delivery of the selected services. Figure 3 shows the list of organizations and the extent to which they are contribute to the core set of organizations in the network providing the three focal services in Gulu and Kitgum districts. For Amuru District the density connections was too low to to form a core and peripheral structure. For Gulu District, there are more fund-holder organizations among the core organizations compared to Kitgum District. Unlike Gulu District, where the District Health Office is the most highly connected organization, AVSI, a community-based civil society organization, is most core in Kitgum District. The presence of more fund-holder organizations in Gulu District suggests a higher potential for financial resource mobilization for health programs in that district compared to Kitgum and Amuru. Among the core organizations, 9 out of 19 in Gulu District, and 7 out of

17 in Kitgum District were international organizations with perceived short-term commitments to the roles they were serving in these districts.

[Insert Figure 3 here]

## **2. Differences in Network Structure**

Figure 4 shows that inter-organization networks are mostly focused on HIV treatment in Gulu and Kitgum and least for workforce strengthening functions. In these two districts the network ties contributing to workforce strengthening functions were 6 to 10 percent while ties contributing to HIV treatment activities ranged from 69 to 80 percent. Despite sparse fewer organizations and interconnections in Amuru district, the three services were fairly covered. This indicates that the few service organizations in this district were able to support a more integrated service programs across the three services compared to Gulu and Kitgum districts with a lot more organizations.

Insert Figure 4 here

## **3. Functional Roles and Objectives in Networks**

From the qualitative findings (Table 3), most central (Core) organizations (in figure 3) served various roles and functions for each of the services in the study. The pattern of these roles and functions indicates that fund-holder organizations played more diverse roles than other organization categories. In particular, fund-holders were perceived to plan prominent roles especially in supporting logistic functions, medicines, laboratories, technical assistance and information systems. Service providers and administrative organizations were perceived to focus mostly on service delivery and logistics functions respectively. Community level CSOs were perceived to play a wide range of roles but with little consistency across the networks. Although this study did not assess the funding directly, in districts with more fundholding agencies like Gulu, opportunities exist for more financing of service delivery platforms.

[Insert Table 3 here]

## **Discussion**

Strategic stewardship of development in post-conflict health systems requires attention to the process of how organizations inter-relate to re-establishing the wider health system functionality for service provision

at national and sub-national levels (Krauss, Mueller et al. 2004, Lewis 2005). From this perspective, this study empirically demonstrates the existence and pattern of organizational relationships for service delivery in post conflict northern Uganda. In general terms the three study districts have different organizational infrastructure to support service delivery. If viewed from the social capital lens, Gulu and Kitgum Districts have a rich organizational “capital” to support service delivery relative to Amuru District. The study approach provide a diagnosis of inequality of organization networks across three key health service domains - HIV treatment, maternal delivery and strengthening the health workforce. These three are among global and national health priorities that formed part of the millennium development goals and Uganda's health sector plan (MOH 2011). In the post-conflict setting where this study was done, there is clear inequality in the inter-organization networks that supported health workforce strengthening compared with those supporting HIV treatment and maternal delivery as well as significant disparity in inter-organizational ties across all services between the two older districts, Gulu and Kitgum, and the younger Amuru district. This is despite Amuru district's greater development needs for service delivery and system strengthening if the objectives of decentralized service delivery and post-conflict reconstructions are to be achieved. Despite Amuru being split off from Gulu District in 2006, residents of Amuru still depended on Gulu for service delivery due to a relatively well-established service provision infrastructure in the latter district (see table 1). Nonetheless, the few organizations in Amuru demonstrated more comprehensive ties to all the three services compared to Gulu and Kitgum districts with a lot more organizations. This finding also suggests that fewer organizations with a broader and comprehensive program may be more effective than having many agencies with narrow focus at district level.

Networks for HIV treatment are generally more “congested” in the study districts relative to the maternal delivery and workforce strengthening. Although this case study is limited to three districts, our proposition is that districts that serve as hubs for humanitarian programs at the peak of the conflict (e.g. Gulu) may attract/retain a dense network of organizations during the post-conflict phase. Gulu town is also the most economically established trading center in the Acholi sub-region. The inequality reflected in network size and roles calls for purposive approaches to the distribution of organizations to uphold fair health system developments. In particular, these findings show the relative neglect of workforce strengthening despite the urgent demand to build human resource capacity post-conflict as well as the need to redirect state and non-state health organizations towards geographic or administrative zones (districts) that may not be prioritized through voluntary choice. In Uganda, like many developing countries, the allocation of health development organizations to different roles in the health system and to different geographical zones/districts is done without sufficient evidence to inform these decisions (ref). In many situations, the

allocation of new grants (and affiliated organizations) is driven by criteria such as “good performing districts” and availability of capable organizations - a situation that bound to institutionalize and fuel inequalities in the organizational architecture and development of the health systems at the sub-national level (Uganda 2007, Tashobya CK, Campos da Silveira V et al. 2014).

Studies by Pavignani (2013), Palmer et al (2006) and by Health System 20/20 (2008) report coverage and sustainability dilemmas that arise from building health systems on temporary and inconsistent capacity of organizations (Pavignani 2013). Although this study does not cover issues of sustainability, it indicates the vulnerability of service delivery networks in the event that the core organizations with more dense connection have short-term or temporary commitments in the districts, a model that continues from the conflict period and led to the concentration of non-state organization in Gulu to serve the internally displaced populations (Rowley, Robin et al. 2006)

We demonstrate that profiling of core organizations can aid in understanding why some organizations occupy central positions in the network. By profiling these organizations, their contribution to system capacity can be clarified for synergistic developments. Role mapping (Tsasis P, Evans JM et al. 2013) if added to the diagnostic tools used in this study can aid the steering of service implementation processes by adjusting the roles where required. As reflected in figure 3, some organizations are central to the network and may provide opportunity for leveraging the rest of the network as well as providing opportunity for strategic information and channeling of resources to the rest of the members. Collaborative interventions to link users and providers of HIV services (23) or control tobacco (18) in the USA, to reduce fragmentation of government bodies in United Kingdom (22), implement primary health care programs in Australia (25) and to provide eye care services in Ghana (26) have applied similar social network methods to generate information for steering these developments. Given the more dynamic and complex reconstitution of health system actors in post-conflict settings, prospective approach to generating such information can enable the monitoring of trends and patterns in health systems strengthening.

One major gap that this paper sought to fill is the inadequate focus on the interorganization networks that in reality form the “organization” that implements social programs in a given community or district. Hjern and Porter (1981) also recommend an empirical construction of “organization pools” or networks that are responsible for implementing programs (Hjern B and Porter DO 1981). Among other methods, snowballing among members working collaboratively is widely used along with social network analysis techniques to

undertake this task (Wasserman S and Faust K 1994). This approach avoids pre-determining the organizational structure within which services are provided. Instead of using the formal script about the constituent organizations in a particular district, this study empirically generated the organizational networks from the perspective of delivering HIV treatment, maternal delivery and health workforce strengthening. Most importantly, this approach provides an opportunity to assess membership and structure of the collaborating organizations. The intention is to repeat this study in the near future and compare with the baseline findings reported here. This variation over time is being used to assess how organizational networks are changing in post-conflict northern Uganda. Panel data from repeated surveys, if linked to decision making, can help to redirect the organizations (number size, roles and capacity) in a manner that strengthen district-level health systems. Many analyses of health systems present the formal structure of service delivery systems as prescribed by formal design in government documents (42). When faced with the objectives of building health systems in highly dynamic settings such as post-conflict setting, decision makers need to find information that is able to reflect the organizational structure and the collaborative capital that different organizations bring in terms of connections and functions.

Like any study of relationships, the limitations related to recall of organizations or biases about the roles and functions can arise from study respondents. This was mitigated to some extent by a validation meeting in the study districts and by symmetrizing the matrices - an approach that allowed a connection to be established if one respondent indicated an existence of a relationship. The assumption that more dense networks are more able to raise social capital to deliver services was made in this work (Hjern B and Porter DO 1981). This assumption may require empirical testing in the study districts. Likewise, the assumption of efficiency with increasing size of the network may not be realistic in all situations.

## **Conclusion**

In post-conflict health systems, like other situations characterized by congested system actors and very dynamic patterns of organization-level participation, an empirical method like the one used here can be applied to assist governments and humanitarian organizations in establishing an information system making a “diagnosis” of the organizational infrastructure to support effective decision making for health system developments. Effective health system stewardship in complex and dynamic settings will benefit from tools that are able to monitor the density, relational structure and roles of health system actors to support more equitable health system developments especially in highly dynamic setting similar to post-conflict settings. Decision makers can commission and use findings similar to what is presented in this paper to redirect the organization infrastructure and architecture to address priority health goals especially among communities underserved by inter-organization networks and the social/resource capital that

these represent. By recognizing the more central organizations in the service networks, decision makers can gain strategic leverage of these for more effective influence of other network members and boost sub-national health system development and performance.

## References

- Atun, R., S. K. Pothapregada, J. Kwansah, D. Degbotse and J. V. Lazarus (2011). "Critical interactions between the Global Fund-supported HIV programs and the health system in Ghana." *J Acquir Immune Defic Syndr* 57 Suppl 2: S72-76.
- Blanchet J and James P (2013). "The role of social networks in the governance of health systems: the case of eye care systems in Ghana." *Health Policy and Planning* 28 (2). . 143-156.
- Blanchet, K., V. Sistenich, A. Ramesh, S. Frison, E. Warren, J. Smith, M. Hossain, A. Knight, C. Lewis, N. Post, A. Woodward, A. Ruby, M. Dahab, S. Pantuliano and B. Roberts (2013). An evidence review of research on health interventions in humanitarian crises. E. L. a. R. f. H. A. (ELRHA).
- Borgatti SP and Everett MG (1999). "Models of core/periphery structures." *Social Networks* 21: 375-395.
- Borgatti SP, Everett MG and Freeman LC (2002). *Ucinet for Windows: Software for Social Network Analysis*. Harvard, MA: Analytic Technologies.
- Borgatti, S. P. and M. G. Everett (1999). "Models of core/periphery structures." *Social Networks* 21: 375-395.
- Commision., A. (1998). *A fruitful Partenership: Effective Partnership Working*. London, Audit Commission.
- DFID ( 2008). *Research Strategy 2008-2013*. London, UK Department for International Development (DFID).
- Dijkzeul ( 2005). *Models for service delivery in conflict - affected environments*. London, UK Department for International Development (DFID).
- Doreian P (1992). "Fixed list Versus snowball eletion of Social Networks." *Social Science Research* 21: 216-233.
- Fisher J (2014). "When it pays to be a 'fragile state': Uganda's use and abuse of a dubious concept." *Third world Quaterly* 35(2): 316-332.
- Fujita NA, Zwi AB, Nagai M and Akashi H (2011). "A comprehensive framework for Human Resources for Health system sevelopment in fragile and post-conflict states". *Plos Medicine* 8(12): e10001146.
- Gordon SA, Baker A, Duten A and Garner P (2010). *Study exploring the evidence relating health and conflict interventions and outcomes*. London, UK, UK Cross government group on health and conflict.
- Haar JR and Rubernstein L (2012). *Health in post-conflict and fragile states*. Special report 301. Washington DC, United States Institute for Peace.
- Hansen PM, Peters DH, S. L. H, Dwivedi V and Burnham G ( 2008). "Measuring and managing process in the establishment of basic health services: The Afghanistan health sector balanced scorecard". *International Journal of Health Planning and Management* 23(2): 107-117.
- Harris JK, Luke DA, Burke RC and Mueller NB (2008). "Seeing the forest and the trees: using network analysis to develop an organisational blueprint of state tobacco control systems." *Social science and Medicine* 67(11): 1660-1678.
- Harvey, P. (2013). "International humanitarian actors and governments in areas of conflict: challenges, obligations, and opportunities,." *Disasters* 7 ( (Supp 2): S151- S170).
- Health Systems 20/20 (2008). *From humanitarian and post-conflict assistance to health system strengthening in Fragile states: Clarifying the transition and the role of NGOs*. Bethasda, Health

- Systems 20/20 Abt Associates Inc.
- Hjern B and Porter DO (1981). "Implementation structures: A new unit of administrative analysis." *Organisational studies* 2(3): 211-227.
- IOM (2006). HIV and AIDS mapping: HIV and AIDS service provision to IDP communities in Northern Uganda. Kampala, International Organisation for Migration (IOM).
- Jones SG, Hilborne LM and Anthony CR (2006). *Securing health: Lessons from National-building Mission*. Santa Monica, CA, Rand.
- Krauss, M., N. Mueller and D. Luke (2004). "Interorganizational relationships within state tobacco control networks: a social network analysis." *Prev Chronic Dis* 1(4): A08.
- Kruk ME, Freedman, Anglin GA and Waldam RJ (2010). "Rebuilding health systems to improve health and promote statebuilding in post-conflict countries: a theoretical framework and research agenda." *Social science and Medicine* 70(1): 89-97.
- Lewis, J. M. (2005). "A network approach for researching partnerships in health." *Aust New Zealand Health Policy* 2: 22.
- Lewis JM, Baeza JI and Alexander D (2008). "Partnerships in primary care in Australia: network structure, dynamics and sustainability." *Social Science and Medicine* 67(2): 280-291.
- Lin, N. (2008). A network theory of social capital, . *The Handbook of Social Capital*. Oxford, Oxford University Press. D. Castiglione, J. W. van Deth and G. Wolleb. Oxford, Oxford University Press.
- MOH (2011). *Annual Health Sector Performance Report: Financial Year 2010/2011*. Kampala, Uganda Ministry of Health Uganda Government.
- MOH and ICF (2012). *Uganda AIDS Indicator Survey 2011: Key Findings*. Calverton, Maryland, USA, Ministry of Health Uganda and ICF International, USA.
- Namakula J, Ssengooba F and Ssali S (2011). *Research for Building Pro-poor Health Systems during recovery from conflict; Country situation Analysis, Northern Uganda*. Kampala, ReBUILD Consortium and Makerere University School of Public Health.
- Palmer N, Strong L, Wali A and Sondorp E (2006). "Contracting out health services in fragile states." *Bio Medical Journal (BMJ)* 332(7543): 718-721.
- Pavignani, E. (2013). "Beyond the aid horizon: charting poorly - understood health territories; findings of a multi - country research programme on health service delivery in severely - disrupted contexts." *Health Services in Severely Disrupted Environments*, University of Queensland.  
<http://www.sph.uq.edu.au/acith>
- Petit D, Sondorp E, Mayhew S, Roura M and Roberts B (2013). "Implementing a Basic Package of Health Services in post-conflict Liberia: perceptions of key stakeholders." *Social Science and Medicine* 78: 42-49.
- Pfeffer J and Salancik G R (1978). *The External Control of Organizations: A Resource Dependence Perspective*. New York, Harper & Row.
- Provan KG and Milward BH (2001). "Do networks really work? A framework for evaluating public sector organizational networks." *Public Administration Review* 61( ): 414-423.
- Rier, D. A. and D. Indyk (2006). "The rationale of interorganizational linkages to connect multiple sites of expertise, knowledge production, and knowledge transfer: an example from HIV/AIDS services for the inner city, ." *Social Work in Health Care* 42 (4): 8-27. .
- Roberts B, Damundu EY, Lomoro O and Sondorp E (2009). "Post-conflict mental health needs: a cross-sectional survey of trauma, depression and associated factors in Juba, Southern Sudan." *BMC Psychiatry* 9(7).
- Rowley, E., A. Robin and K. Huff (2006). *Health in Fragile States, Country case study: Northern Uganda Support for Institutionalising Child Survival (BASICS) for the United States Agency for International Development (USAID)*. Arlington, Virginia USA.
- Sphere Project (2011). *The Sphere Handbook: Humanitarian Charter and Minimum Standards in Humanitarian Response*.

- Tashobya CK, Campos da Silveira V, Ssenkooba F, Nabyonga- Orem J, Macq J and Criel B (2014). "Health systems performance assessment in low-income countries: learning from international experiences." Biomed Central. *Globalisation and Health* 10(5).
- Tsasis P, Evans JM, Forrest D and J. R. 99-107. (2013). ""Outcome mapping for health system integration."" *Journal of Multidisciplinary Health*.
- Uganda, G. o. (2007). *Peace Recovery and Development Plan for Northern Uganda (PRDP)*. Kampala, Office of the Prime Minister, Uganda Government,.
- Vergeer P, Canavan A and Rothmann I (2009). *A rethink on the use of aid mechanisms in health sector early recovery* Amsterdam, Development Policy and Practice.
- Waldman R (2006). *Health Programming in Post-conflict Fragile States*. Arlington, Virginia, USA, Basic Support for Institutionalizing Child Survival (BASICS) for USAID.
- Wasche, H. (2015). "Interorganizational cooperation in sport tourism: a social network analysis, ." *Sport Management Review* 18(Sport Management Review, Vol. 18: 542-554.).
- Wasserman S and Faust K (1994). *Social Network Analysis: Methods and Applications*. New York (NY), Cambridge University Press.



Table 1: - Descriptive Information of Study Districts - 2012-13

	Gulu	Kitgum	Amuru
Population (est. mid year 2012)	385,600	238,300	174,000
Number of estimated annual pregnancies	20,051	12,392	9,048
Percent pregnant women covered by HIV testing	81%	44%	42%
Percent of pregnant women delivering in a health facility	66%	41%	29%
Number of eligible persons for HIV treatment (include children)	16,046	9916	7240
Percent coverage for HIV treatment programs	175%	73%	7%
Proportion of filled Health Workforce posts compare to approved posts	77%	67%	77%
Number of health centers (level IV & general hospitals)	51 (7)*	35 (5)*	35 (2)*

Source (MOH 2011)

The numbers in brackets indicate the total number of level IV and general hospitals while those not in brackets indicate the total number of health Centers at level II and II in each district.

Table 2. Number, Density, Degree and Network Ties in Study Districts

	No. Active Organizations	Mean Degree* (StdDev)	Total network ties**
Maternal Services - Gulu	52	3.5 (5.0)	260
Maternal Services - Kitgum	34	2.5 (4.5)	192
Maternal Service - Amuru	24	1.0 (2.0)	64
HIV Treatment Services - Gulu	54	4.0 (6.2)	300
HIV Treatment Services - Kitgum	39	2.7 (4.4)	198
HIV Treatment Services - Amuru	24	1.0 (2.0)	64
Workforce Functions - Gulu	23	1.0 (2.0)	70
Workforce Functions - Kitgum	24	1.0 (1.9)	90
Workforce Functions - Amuru	18	0.5 (1.2)	40

\*Mean degree is the average number of organizations connected to each in the network

\*\*These are reciprocal ties created by dichotomization.

DRAFT

Table 3: Relational objectives by core network organizations in Gulu and Kitgum

Relational Objectives	Service Providers	Fund Holders	Community CSOs	Admin. Organizations
<b>Maternal Health</b>				
1. Service provision for family planning	++++	+	+	-
2. Support logistics - drugs, transfusion	++	++++	+	+
3. Funds for support supervision	+	+++	+	+
4. Support maternal delivery services	++++	+	+	++
5. Provides Funds for operational expenses	-	++	+	+
6. Support PMTCT services	++++	++	+++	+
7. Provide transport/communication	+	++	+	+
<b>HIV Treatment</b>				
1. Support service provision in HIV	++++	++++	+	++
2. Provide tech assistance to the district	-	++++	+	++
3. Supports logistics, ARVs & guidelines	+	++++	++	++++
4. Health information and records	+++	++++	+	++
5. Coordinate district health programs	+	+		+++
6. Supports infrastructure/building	-	++	++	++
7. Support laboratories e.g. CD4 Machines	-	++++	+	++
8. Provide food for HIV infected persons	-	++	++	-
<b>Support to Health Workforce</b>				
1. Support recruitment of laboratory staff	-	+++	+	+
2. Support capacity building /training	++	++	+	+
3. Pay Salary/incentives for retention	++++	+++	+	+++
4. Training of workers in HIV/Maternal	++	+++	++	++
5. Recruitment of Midwives	++	++	+	++

Key: (++++) highly addressed tasks; (+++) moderately address tasks; (++ and +) less addressed tasks and (-) tasks not addressed at all

Figure 1: Network Graphs for Organizations Supporting HIV Treatment by District

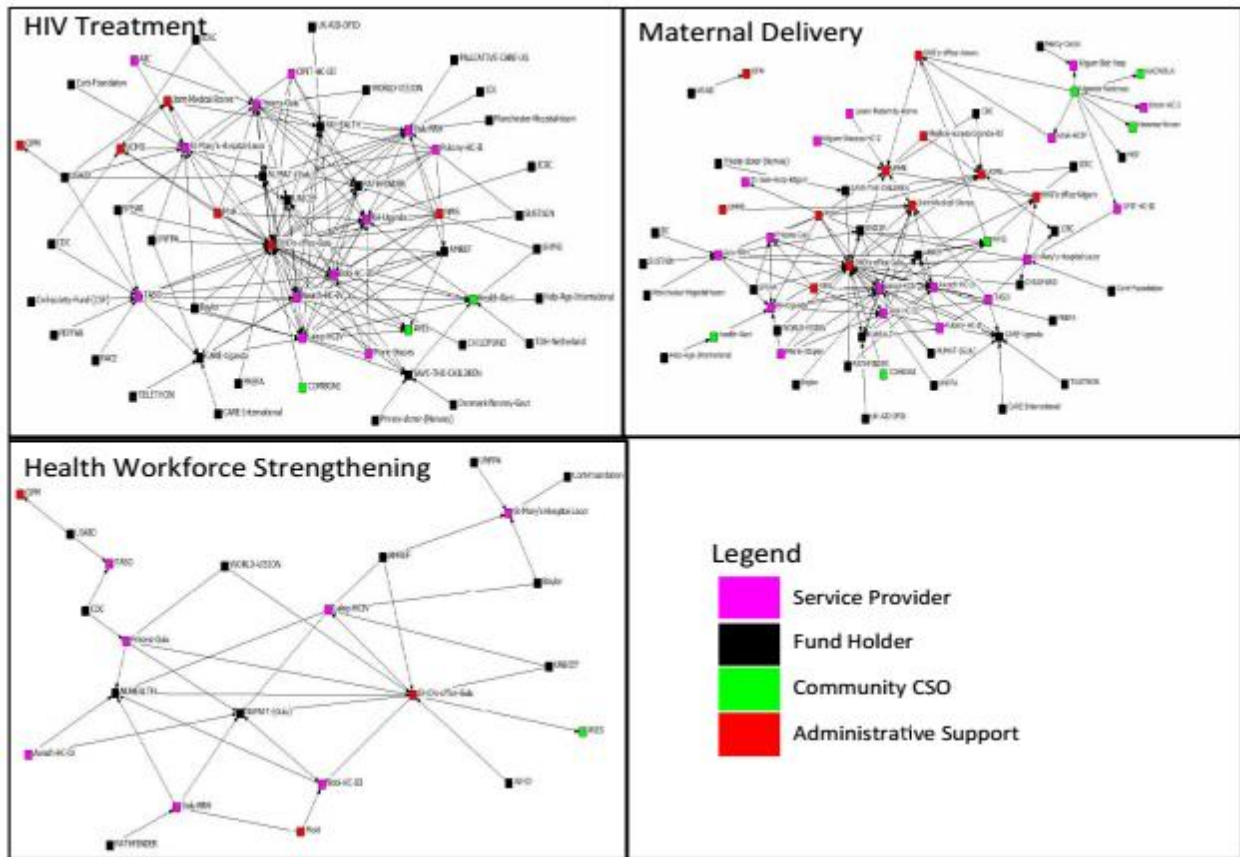


Figure 2: Network Graphs for Organizations Supporting in Gulu District by Service

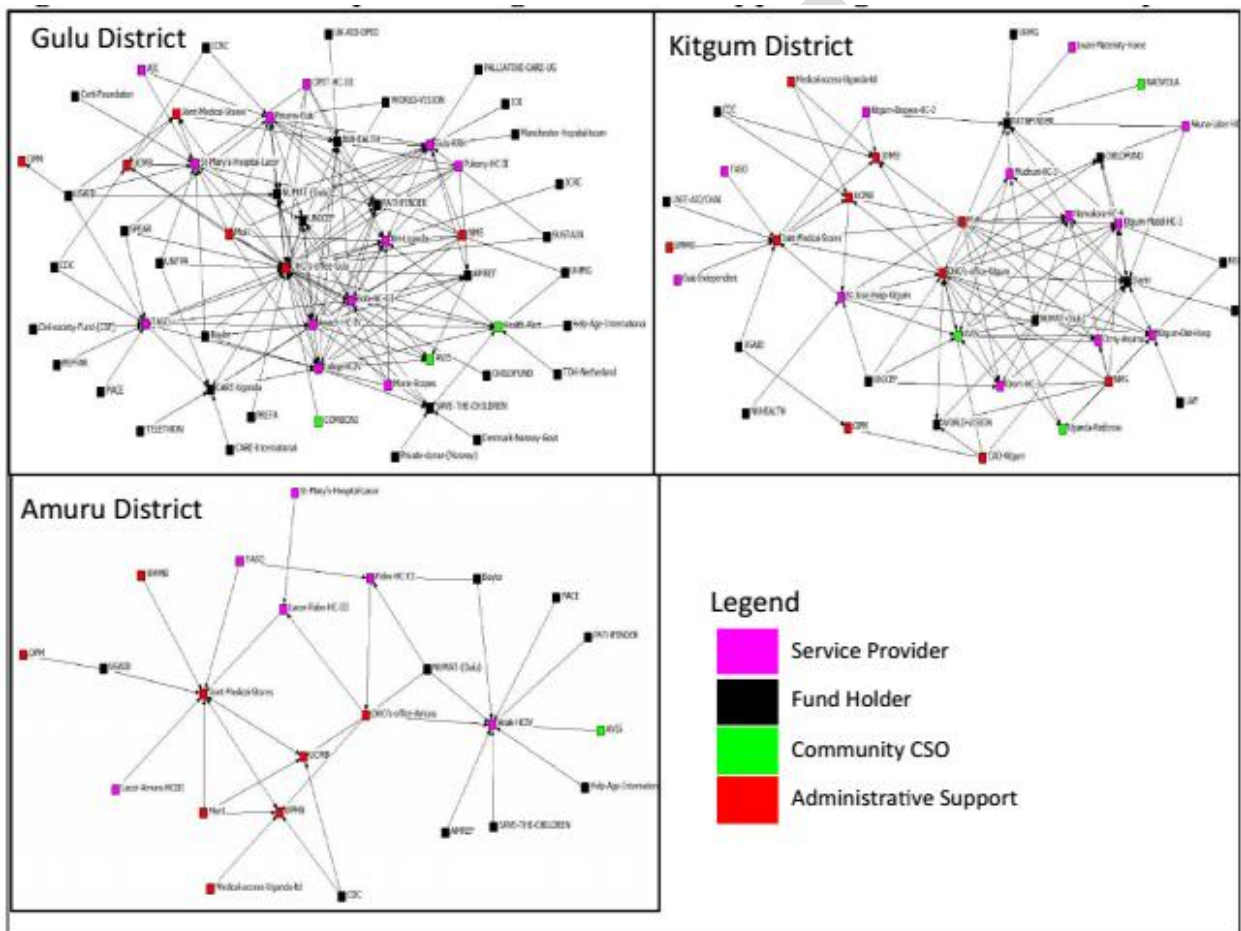


Figure 3: Core Organizations in Gulu and Kitgum Districts for All Services

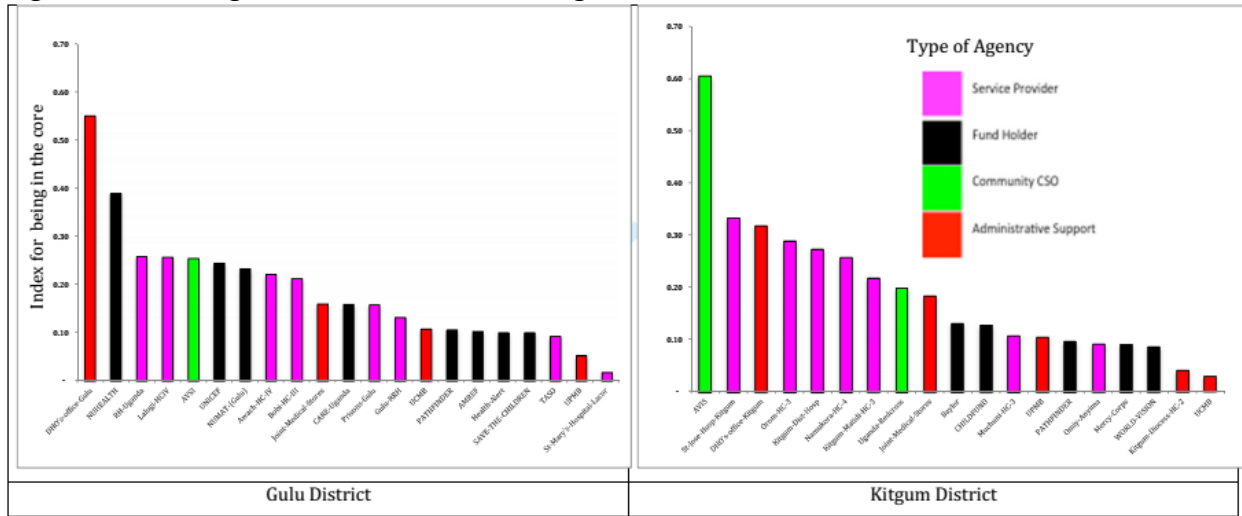


Figure 4. Proportion of organization ties focused on each service per district

